































Riepilogo Liste per Collegi - Elezioni Provinciali del 6 e 7 Giugno 2009 [Sez. 862 su 862]

																															TOTALE	SCHEDE BIANCHE	SOLO PRESIDENTE
01- Campolongo Maggiore 32/32	78 0.38%	259 1.25%	4192 20.29%	4691 22.71%	134 0.65%	498 2.41%	64 0.31%	380 1.84%	68 0.33%	1142 5.53%	19 0.09%	731 3.54%	456 2.21%	49 0.24%	5003 24.22%	1050 5.08%	228 1.10%	40 0.19%	200 0.97%	42 0.20%	1034 5.01%	66 0.32%	55 0.27%	57 0.28%	70 0.34%	52 0.25%	20658	597	862				
02- Caorle 23/23	54 0.43%	191 1.50%	3513 27.67%	2475 19.49%	11 0.09%	84 0.66%	57 0.45%	147 1.16%	21 0.17%	370 2.91%	12 0.09%	503 3.96%	133 1.05%	36 0.28%	2467 19.43%	474 3.73%	704 5.54%	16 0.13%	109 0.86%	83 0.65%	930 7.32%	40 0.32%	182 1.43%	11 0.09%	39 0.31%	35 0.28%	12697	472	527				
03- Cavarzere 19/19	74 0.73%	170 1.68%	2407 23.85%	2194 21.74%	58 0.57%	233 2.31%	44 0.44%	196 1.94%	31 0.31%	474 4.70%	12 0.12%	389 3.85%	710 7.03%	71 0.70%	1948 19.30%	192 1.90%	56 0.55%	14 0.14%	96 0.95%	51 0.51%	502 4.97%	51 0.51%	52 0.52%	35 0.35%	19 0.19%	14 0.14%	10093	328	307				
04- Chioggia1 25/25	61 0.49%	145 1.16%	3802 30.41%	2110 16.88%	214 1.71%	417 3.34%	81 0.65%	137 1.10%	45 0.36%	570 4.56%	12 0.10%	494 3.95%	201 1.61%	118 0.94%	2039 16.31%	185 1.48%	108 0.86%	16 0.13%	117 0.94%	76 0.61%	1333 10.66%	42 0.34%	107 0.86%	18 0.14%	31 0.25%	24 0.19%	12503	388	438				
05- Chioggia2 25/25	65 0.49%	130 0.97%	4204 31.43%	2414 18.05%	113 0.84%	512 3.83%	105 0.79%	157 1.17%	39 0.29%	686 5.13%	19 0.14%	469 3.51%	248 1.85%	177 1.32%	2739 20.48%	124 0.93%	134 1.00%	11 0.08%	86 0.64%	59 0.44%	700 5.23%	58 0.43%	53 0.40%	13 0.10%	26 0.19%	34 0.25%	13375	493	533				
06- Dolo 30/30	54 0.31%	166 0.96%	4105 23.72%	3957 22.86%	52 0.30%	543 3.14%	50 0.29%	203 1.17%	39 0.23%	1220 7.05%	36 0.21%	462 2.67%	317 1.83%	55 0.32%	3713 21.45%	822 4.75%	170 0.98%	37 0.21%	159 0.92%	49 0.28%	836 4.83%	69 0.40%	48 0.28%	46 0.27%	70 0.40%	31 0.18%	17309	430	750				
07- Eraclea 23/23	36 0.29%	1453 11.78%	2698 21.88%	2886 23.40%	8 0.06%	277 2.25%	53 0.43%	165 1.34%	31 0.25%	399 3.24%	58 0.47%	298 2.42%	133 1.08%	90 0.73%	2098 17.01%	368 3.08%	251 2.04%	34 0.28%	104 0.84%	52 0.42%	436 3.54%	36 0.29%	67 0.54%	38 0.31%	223 1.81%	40 0.32%	12332	298	819				
08- Jesolo/Musile di Piave 31/31	62 0.38%	959 5.85%	4346 26.52%	4205 25.66%	9 0.05%	212 1.29%	78 0.48%	169 1.03%	34 0.21%	563 3.44%	19 0.12%	294 1.79%	103 0.63%	442 2.70%	3136 19.14%	603 3.68%	168 1.03%	44 0.27%	139 0.85%	71 0.43%	485 2.96%	47 0.29%	62 0.38%	56 0.34%	41 0.25%	40 0.24%	16387	303	1885				
09- Martellago 31/31	61 0.36%	249 1.46%	3921 23.03%	3938 23.13%	9 0.05%	119 0.70%	58 0.34%	201 1.18%	50 0.29%	814 5.14%	16 0.09%	476 2.80%	138 0.81%	29 0.17%	2765 17.99%	251 1.47%	315 1.85%	36 0.21%	124 0.73%	42 0.25%	548 3.22%	48 0.28%	34 0.20%	59 0.35%	89 0.52%	34 0.20%	17024	309	1279				
10- Mira1 17/17	25 0.25%	61 0.62%	1977 20.15%	1674 17.06%	37 0.38%	403 4.11%	40 0.41%	103 1.05%	22 0.22%	740 7.54%	8 0.08%	517 5.27%	108 1.10%	30 0.31%	2959 30.16%	258 2.63%	189 1.93%	18 0.18%	69 0.70%	40 0.41%	347 3.54%	43 0.44%	68 0.69%	32 0.33%	28 0.29%	16 0.16%	9812	178	582				
11- Mira2 18/18	36 0.36%	61 0.61%	1575 15.76%	1600 16.01%	15 0.15%	772 7.73%	41 0.41%	103 1.03%	18 0.18%	778 7.79%	11 0.11%	630 6.30%	99 0.99%	26 0.26%	3023 30.25%	328 3.28%	206 2.06%	18 0.18%	74 0.74%	42 0.42%	319 3.19%	16 0.16%	97 0.97%	42 0.42%	44 0.44%	19 0.19%	9993	170	636				
12- Mirano 26/26	71 0.57%	113 0.90%	2647 21.16%	2334 18.66%	18 0.14%	125 1.00%	31 0.25%	112 0.90%	73 0.58%	919 7.35%	11 0.09%	498 3.98%	172 1.37%	242 1.93%	3528 28.20%	185 1.48%	142 1.14%	22 0.18%	85 0.68%	51 0.41%	873 6.98%	28 0.22%	32 0.26%	111 0.89%	54 0.43%	34 0.27%	12511	262	2334				
13- Noventa di Piave 37/37	86 0.44%	835 4.23%	4479 22.69%	4477 22.68%	31 0.16%	344 1.74%	82 0.42%	221 1.12%	44 0.22%	1391 7.05%	30 0.15%	654 3.31%	180 0.91%	339 1.72%	4163 21.09%	574 2.91%	174 0.88%	49 0.25%	143 0.72%	62 0.31%	811 4.11%	76 0.39%	44 0.22%	161 0.82%	174 0.88%	114 0.58%	19738	439	1972				
14- Portogruaro 27/27	136 0.98%	206 1.48%	4569 32.88%	2233 16.07%	86 0.62%	148 1.07%	72 0.52%	115 0.83%	55 0.40%	604 4.35%	34 0.24%	373 2.68%	283 2.04%	322 2.32%	3042 21.98%	326 2.35%	451 3.25%	26 0.19%	91 0.65%	45 0.32%	487 3.50%	29 0.21%	39 0.28%	24 0.17%	80 0.58%	19 0.14%	13895	539	1116				
15- San Dona' di Piave 39/39	66 0.36%	2787 15.21%	3595 19.61%	3995 21.80%	30 0.16%	141 0.77%	203 1.11%	93 0.51%	68 0.37%	979 5.34%	23 0.13%	409 2.23%	139 0.76%	60 0.33%	4029 21.98%	429 2.34%	149 0.81%	107 0.58%	82 0.45%	48 0.26%	628 3.43%	47 0.26%	46 0.25%	44 0.24%	88 0.48%	43 0.23%	18328	362	2807				
16- San Michele al Tagliamento 23/23	56 0.51%	196 1.79%	3060 27.94%	2174 19.85%	16 0.15%	75 0.68%	71 0.65%	151 1.38%	32 0.29%	356 3.25%	12 0.11%	322 2.94%	130 1.19%	60 0.55%	2129 21.26%	513 4.68%	196 1.79%	13 0.12%	86 0.79%	66 0.60%	906 8.27%	38 0.35%	37 0.34%	12 0.11%	29 0.26%	17 0.16%	10953	332	484				
17- Santa Maria di Sala/Pianiga 33/33	99 0.54%	338 1.86%	4551 25.04%	4591 25.26%	10 0.06%	362 1.99%	75 0.41%	303 1.67%	60 0.33%	1551 8.53%	25 0.14%	508 2.80%	111 0.61%	64 0.35%	3501 19.26%	277 1.52%	151 0.83%	32 0.18%	149 0.82%	47 0.26%	966 5.32%	64 0.35%	17 0.09%	216 1.19%	58 0.48%	48 0.26%	18174	392	955				
18- Santo Stino di Livenza 27/27	58 0.40%	393 2.69%	3879 26.54%	3913 26.77%	4 0.03%	412 2.82%	87 0.60%	178 1.22%	52 0.36%	585 4.00%	19 0.13%	279 1.91%	158 1.08%	60 0.41%	3245 22.20%	183 1.25%	112 0.77%	15 0.10%	126 0.86%	60 0.41%	598 4.09%	62 0.42%	47 0.32%	23 0.16%	42 0.29%	28 0.19%	14618	408	731				
19- Scorzè 33/33	69 0.36%	410 2.12%	4033 20.85%	4618 23.87%	9 0.05%	296 1.53%	44 0.23%	223 1.15%	59 0.30%	1167 6.03%	30 0.16%	303 1.57%	212 1.10%	110 0.57%	4391 22.70%	406 2.10%	380 1.96%	40 0.21%	166 0.86%	41 0.21%	990 5.12%	66 0.34%	824 4.26%	222 1.15%	186 0.96%	52 0.27%	19347	682	1161				
20- Spinea 26/26	70 0.48%	264 1.82%	3790 26.09%	2336 16.08%	10 0.07%	83 0.57%	47 0.32%	126 0.87%	46 0.32%	1171 8.06%	28 0.19%	444 3.06%	138 0.95%	108 0.74%	4311 29.68%	330 2.27%	175 1.20%	29 0.20%	101 0.70%	50 0.34%	507 3.49%	35 0.24%	31 0.21%	24 0.17%	240 1.65%	30 0.21%	14524	347	1008				
21- Venezia1 -San Marco 18/18	26 0.42%	68 1.09%	1538 24.60%	779 12.46%	30 0.48%	28 0.45%	20 0.32%	42 0.67%	13 0.21%	595 9.52%	36 0.58%	294 4.70%	158 2.53%	51 0.82%	1910 30.55%	147 2.35%	156 2.49%	23 0.37%	21 0.34%	29 0.46%	199 3.18%	12 0.19%	13 0.21%	13 0.21%	39 0.62%	13 0.21%	6253	92	908				
22- Venezia2 - Castello/Sant'Elena 19/19	45 0.68%	64 0.96%	1427 21.51%	886 13.36%	9 0.14%	37 0.56%	36 0.54%	58 0.87%	13 0.20%	568 8.56%	83 1.25%	481 7.25%	143 2.16%	97 1.46%	1963 29.59%	130 1.96%	161 2.43%	24 0.36%	24 0.36%	21 0.32%	255 3.84%	17 0.26%	26 0.39%	12 0.18%	37 0.56%	16 0.24%	6633	110	794				
23- Venezia3 - Cannaregio 21/21	40 0.52%	88 1.15%	1670 21.80%	1049 13.70%	15 0.20%	66 0.86%	35 0.46%	47 0.61%	9 0.12%	526 6.87%	55 0.72%	407 5.31%	157 2.05%	198 2.59%	2323 30.33%	154 2.01%	195 2.55%	25 0.33%	33 0.43%	31 0.40%	410 5.35%	15 0.20%	21 0.27%	25 0.33%	50 0.65%	15 0.20%	7659	91	974				
24- Venezia4 - Dorsoduro/Giudecca 16/16	37 0.63%	93 1.59%	1219 20.88%	682 11.68%	14 0.24%	16 0.27%	32 0.53%	31 0.21%	12 0.21%	469 8.03%	62 1.06%	453 7.76%	97 1.66%	130 2.23%	1830 31.34%	122 2.09%	151 2.51%	21 0.36%	28 0.48%	31 0.53%	214 3.67%	13 0.24%	24 0.41%	20 0.33%	31 0.53%	7 0.12%	5839	86	803				
25- Venezia5 - Lido 26/26	41 0.42%	223 2.30%	2747 28.30%	1564 16.12%	56 0.58%	276 2.84%	39 0.40%	62 0.64%	22 0.23%	534 5.50%	96 0.99%	300 3.09%	265 2.73%	52 0.54%	2279 23.48%	215 2.22%	160 1.65%	19 0.20%	35 0.36%	86 0.89%	502 5.17%	20 0.21%	28 0.29%	11 0.11%	63 								